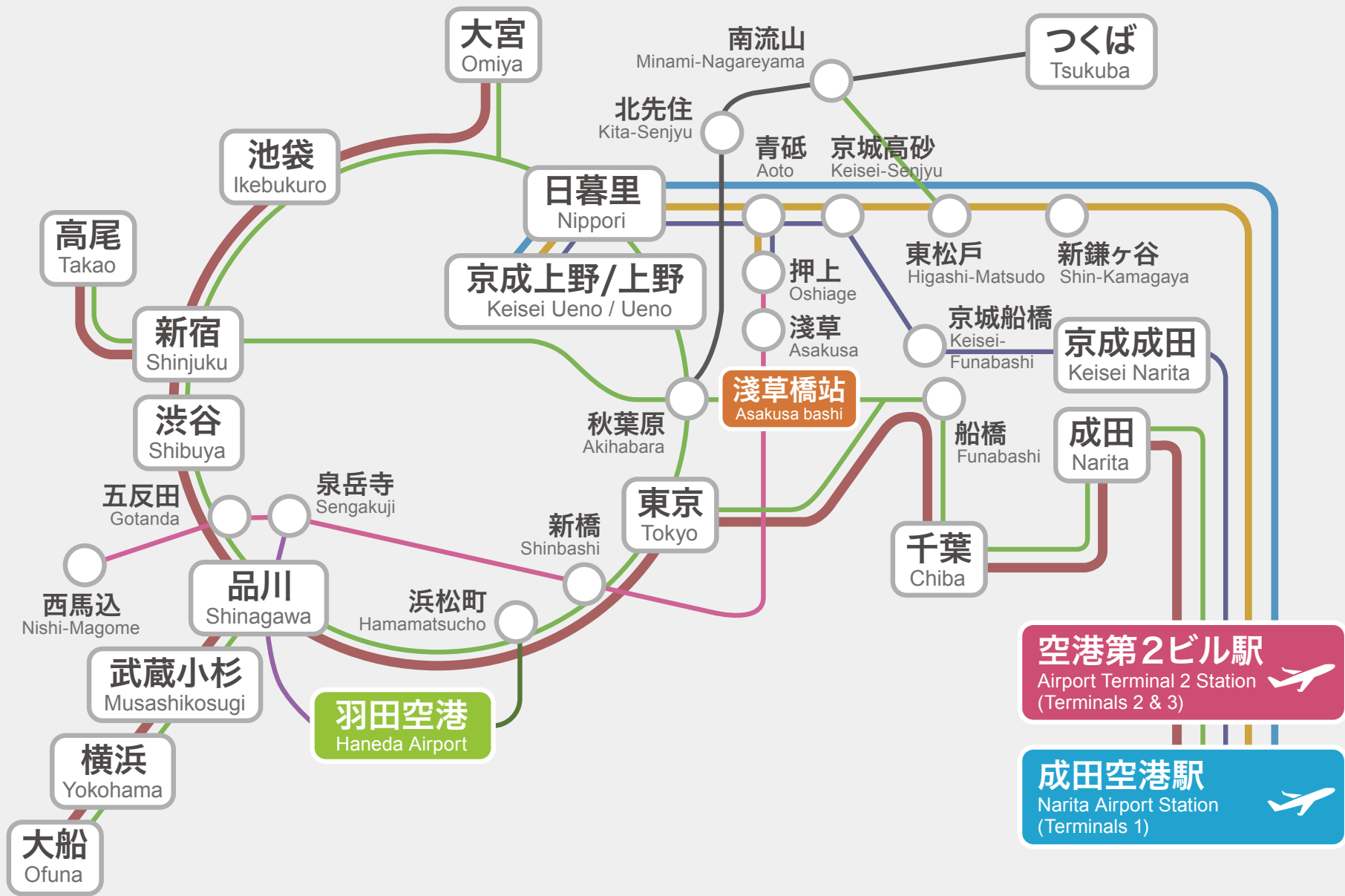


WELCOME!
ようこそ東京へ!

2-24-3 Asakusabashi, Taito-ku, Tokyo
東京都台東区浅草橋2-24-3



- 京成Skyliner Skyliner
- 成田特快 Narita Express
- 浅草線 Toei Asakusa Line
- 京成ACCESS特快線 Access Express
- JR線 JR Line
- 京急線 Keiiky Line
- 京成本線 Keisei Main Line
- 東京單軌電車 Tokyo Monorail
- 筑波快線 Tsukuba Express

◎ The closest station is **浅草橋站** (Asakusa bashi).

⇒ From **成田空港** (Narita Airport) **70 mins with 1 transfer.**

⇒ From **羽田空港** (Haneda Airport) **32 mins directly.**

1

Routing from

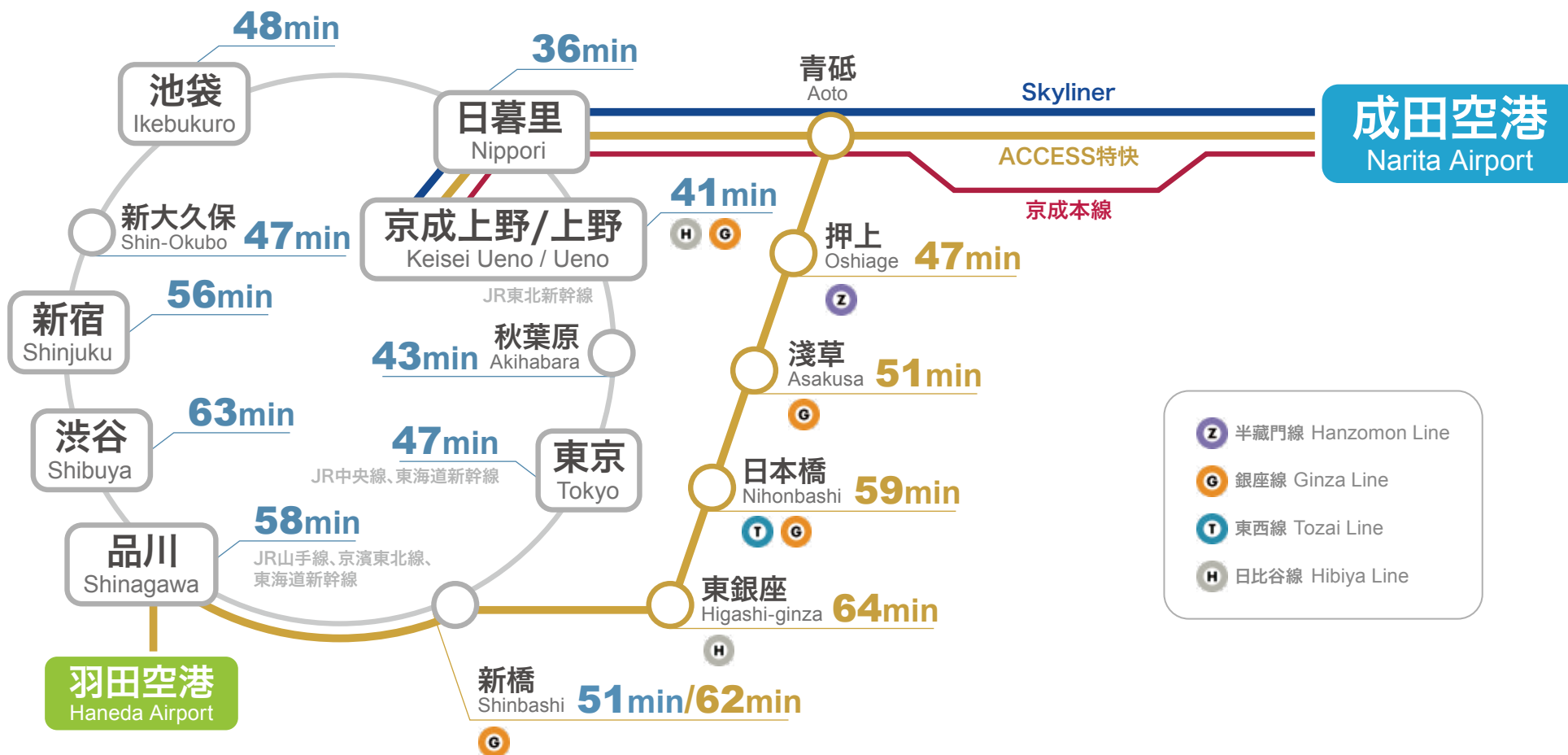
成田空港
Narita Airport

Take the Keisei Access Express (connected with Toei Asakusa Line) to

浅草橋站
Asakusa bashi

You may transfer at **青砥** (Aoto), **浅草** (Asakusa) or other station for 1 time depending on the train schedule.

※ 70 to 90 mins, 1100 yen

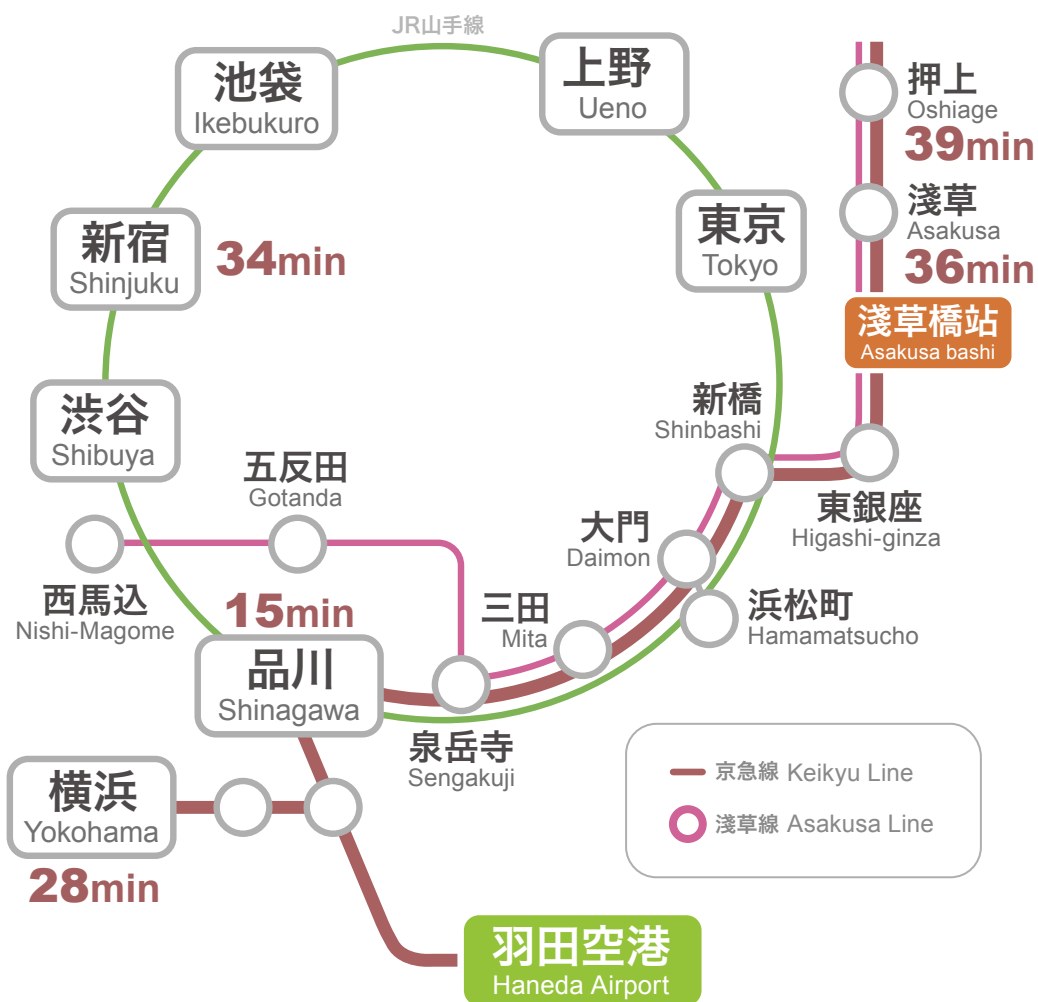


2

Routing from **羽田空港** Haneda Airport

Take Keikyu Line (connected with Toei Asakusa Line) to **浅草橋站**
Asakusa bashi

※ **32 mins, 570 yen**

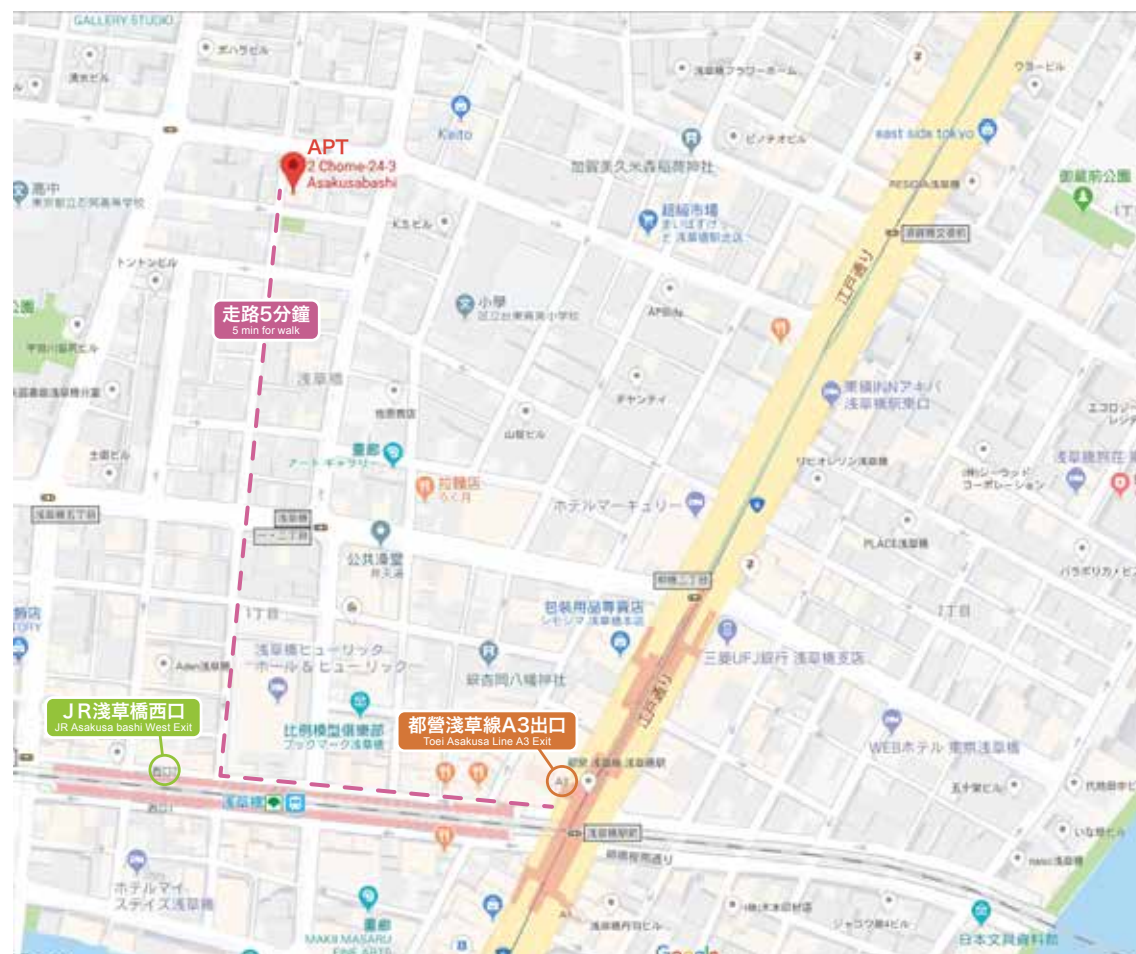


3

From station to House

Closest Exit :
⇒ JR West Exit
⇒ Toei Asakusa Line A3 Exit

Address :
東京都台東区浅草橋2-24-3
(2-24-3 Asakusabashi, Taito-ku, Tokyo)



4 Directions

1. After arriving at the Asakusabashi station, Please search for the **JR West Exit**.



1. After arriving Asakusabashi station(A16), Please search for the **A3 Exit**.



4 Directions

2. There's elevator to the West Exit. Please go down to the ground floor.



2. Take the escalator to go up. The please head to right.



4 Directions

3. Go through the gate of West Exit.



3. Turn right and keep going straight.




4 Directions

4. After out of the gate, head to left. Then soon head to right .



4. Keep going straight. (About 2 mins)



4 Directions

5. Soon turn left, Please.



5. Then you will see a Thai food restaurant.
Head to right, please.



4

Directions

6. Please go all way straight. (4 minutes)



7. You will see a park on your right hand side. Head to right please.



4 Directions

| APT |



8. Soon you will see an apartment on your left hand side.

6

House Rules



- ※ CHECK IN - 15:00 PM
- ※ CHECK OUT - 10:00 AM



POWER SAVING!!

To Save Energy, Turn Off the Switch After Each Use, Please!

請節約用電！

愛惜並珍惜使用地球資源



禁止吸菸
No Smoking



禁止寵物
No Pets



21:00後請保持安靜
Please Be Quiet after 21:00



禁止穿鞋入房
No Shoes On When Entering

Reminder

1. Check in after 3 PM.
-Check in time is strictly after 3 PM, No early check-in)
2. Check out at 10 AM.
-Check out time is strictly before 10 AM, NO late check-out)
3. Luggage can not stay before check in time or after check out time.
-If you need luggage storing services, we recommend Railway Station's coin lockers.
4. Please keep my apartment clean and don't damage or take away any items.



Welcome to Japan

ありがとうございます。